

RESOLUTION NO. 8242

A RESOLUTION OF THE CITY COUNCIL OF THE CITY OF HAWTHORNE, CALIFORNIA, APPROVING THE CITY OF HAWTHORNE PAY SCHEDULE

WHEREAS, the City of Hawthorne have met and conferred in good faith in accordance with the Meyers-Milias Brown Act of the Government Code with the various City Associations;

WHEREAS, the City Council has approved Memorandums of Understanding (“MOUs”) with each City Association including pay schedules;

WHEREAS, the City has complied the pay schedules from the different MOUs to create the publicly available pay schedule;

WHEREAS, the City wishes to approve City of Hawthorne Pay Schedule.


NOW, THEREFORE, THE CITY COUNCIL OF THE CITY OF HAWTHORNE, CALIFORNIA, hereby resolves as follows:

Section 1. The City of Hawthorne Pay Schedule is hereby approved by the City of Hawthorne.

Section 2. The City Manager is authorized to publish the City of Hawthorne Pay Schedule.


Section 3. That the City Clerk shall certify to the adoption of this Resolution and shall cause this Resolution and this certification to be entered in the Book of Resolutions of the Council of the City.

PASSED, APPROVED and adopted this 10th day of November 2020.




ALEX VARGAS, Mayor
City of Hawthorne, California

ATTEST:


DR. PAUL JIMENEZ, City Clerk
City of Hawthorne, California

APPROVED AS TO FORM


RUSSELL MIYAHIRA, City Attorney
City of Hawthorne, California

Adopted: November 10, 2020

Monthly Salary Steps of Non-Represented Positions (Executive Management Classifications)

Salary Effective Date	Position Title	Monthly Salary
3/22/2016	City Attorney	\$14,842
7/1/2020	City Manager	\$19,000
10/8/2019	Human Resources Director	\$12,127

Salary Effective Date	Position Title	Step A	Step D	Step G
1/22/2019	Chief of Police	\$14,598	\$15,720	\$17,092

Adopted: November 10, 2020

Monthly Salary Steps of Represented Positions (HEG)

Salary Effective Date	Position Title	Salary Range	Step A	Step B	Step C	Step D	Step E	Step F	Step G	Step H	Step I	Step J
7/1/2016	Airport Manager	11	\$6,676	\$6,970	\$7,230	\$7,530	\$7,841	\$8,233	\$8,480	\$8,734	\$8,996	\$9,266
7/1/2016	Assistant City Attorney	35	\$8,707	\$9,071	\$9,452	\$9,846	\$10,262	\$10,775	\$11,098	\$11,431	\$11,774	\$12,127
7/1/2016	Assistant Director Recreation & Community Services	19	\$7,866	\$8,189	\$8,530	\$8,885	\$9,252	\$9,712	\$10,006	\$10,306	\$10,615	\$10,933
7/1/2016	Deputy City Attorney	19	\$7,866	\$8,189	\$8,530	\$8,885	\$9,252	\$9,712	\$10,006	\$10,306	\$10,615	\$10,933
7/1/2016	Director of Building & Safety/Plan Check Engineer	35	\$8,707	\$9,071	\$9,452	\$9,846	\$10,262	\$10,775	\$11,098	\$11,431	\$11,774	\$12,127
7/1/2016	Director of Finance (Licensing, AP & AR)	25	\$8,209	\$8,546	\$8,899	\$9,265	\$9,672	\$10,155	\$10,460	\$10,774	\$11,097	\$11,430
7/1/2016	Director of Finance (Payroll, GI & Grants)	35	\$8,707	\$9,071	\$9,452	\$9,846	\$10,262	\$10,775	\$11,098	\$11,431	\$11,774	\$12,127
7/1/2016	Director of Housing/CDBG	35	\$8,707	\$9,071	\$9,452	\$9,846	\$10,262	\$10,775	\$11,098	\$11,431	\$11,774	\$12,127
7/1/2016	Director of Parks and Recreation	35	\$8,707	\$9,071	\$9,452	\$9,846	\$10,262	\$10,775	\$11,098	\$11,431	\$11,774	\$12,127
7/1/2016	Director of Planning & Community Development	35	\$8,707	\$9,071	\$9,452	\$9,846	\$10,262	\$10,775	\$11,098	\$11,431	\$11,774	\$12,127
7/1/2016	Director of Public Works/City Engineer	35	\$8,707	\$9,071	\$9,452	\$9,846	\$10,262	\$10,775	\$11,098	\$11,431	\$11,774	\$12,127
7/1/2016	Director Recreation & Community Services	25	\$8,209	\$8,546	\$8,899	\$9,265	\$9,672	\$10,155	\$10,460	\$10,774	\$11,097	\$11,430
7/1/2016	Finance Manager	19	\$7,866	\$8,189	\$8,530	\$8,885	\$9,252	\$9,712	\$10,006	\$10,306	\$10,615	\$10,933
7/1/2016	Housing Manager	19	\$7,866	\$8,189	\$8,530	\$8,885	\$9,252	\$9,712	\$10,006	\$10,306	\$10,615	\$10,933
7/1/2016	Human Resources Manager	19	\$7,866	\$8,189	\$8,530	\$8,885	\$9,252	\$9,712	\$10,006	\$10,306	\$10,615	\$10,933
7/1/2016	Information Systems Manager	19	\$7,866	\$8,189	\$8,530	\$8,885	\$9,252	\$9,712	\$10,006	\$10,306	\$10,615	\$10,933
7/1/2016	Public Works Manager (Maintenance, Fleet & Airport)	19	\$7,866	\$8,189	\$8,530	\$8,885	\$9,252	\$9,712	\$10,006	\$10,306	\$10,615	\$10,933
7/1/2016	Senior Assistant City Attorney	43	\$9,071	\$9,452	\$9,846	\$10,262	\$10,695	\$11,230	\$11,567	\$11,914	\$12,271	\$12,639

Adopted: November 10, 2020

Monthly Salary Steps of Represented Positions (HMEA)

Salary Effective Date	Position Title	Range	Step 1P	Step A	Step B	Step C	Step D	Step E	Step F	Step G	Step H	Step I	Step J	Step K	Step L
7/1/2017	Accountant	37	\$5,451	\$5,666	\$5,888	\$6,121	\$6,368	\$6,630	\$6,891	\$7,123	\$7,353	\$7,536	\$7,724	\$7,956	\$8,076
7/1/2017	Accountant I	30	\$4,768	\$4,951	\$5,136	\$5,344	\$5,553	\$5,774	\$6,004	\$6,246	\$6,402	\$6,562	\$6,726	\$6,928	\$7,032
7/1/2017	Account Clerk	17	\$3,738	\$3,875	\$4,025	\$4,168	\$4,332	\$4,500	\$4,673	\$4,855	\$4,976	\$5,102	\$5,229	\$5,385	\$5,467
7/1/2017	Account Manager	47	\$6,626	\$6,891	\$7,173	\$7,468	\$7,775	\$8,101	\$8,432	\$8,788	\$9,007	\$9,232	\$9,463	\$9,747	\$9,893
7/1/2017	Account Technician	22	\$4,095	\$4,249	\$4,418	\$4,586	\$4,765	\$4,951	\$5,136	\$5,347	\$5,481	\$5,619	\$5,759	\$5,932	\$6,022
7/1/2017	Account Supervisor	41	\$5,886	\$6,121	\$6,368	\$6,575	\$6,891	\$7,173	\$7,468	\$7,775	\$7,970	\$8,169	\$8,374	\$8,625	\$8,754
7/1/2017	Administrative Aide I	15	\$3,609	\$3,740	\$3,875	\$4,025	\$4,168	\$4,332	\$4,500	\$4,673	\$4,790	\$4,910	\$5,033	\$5,183	\$5,262
7/1/2017	Administrative Aide II	17	\$3,738	\$3,875	\$4,025	\$4,168	\$4,332	\$4,500	\$4,673	\$4,855	\$4,976	\$5,102	\$5,229	\$5,385	\$5,467
7/1/2017	Administrative Analyst	33	\$5,042	\$5,239	\$5,444	\$5,666	\$5,888	\$6,121	\$6,368	\$6,630	\$6,795	\$6,966	\$7,140	\$7,354	\$7,464
7/1/2017	Administrative Assistant	22	\$4,095	\$4,249	\$4,418	\$4,586	\$4,765	\$4,951	\$5,136	\$5,347	\$5,481	\$5,619	\$5,759	\$5,932	\$6,022
7/1/2017	Airport Office Manager	26	\$4,418	\$4,586	\$4,765	\$4,951	\$5,136	\$5,344	\$5,553	\$5,774	\$5,920	\$6,068	\$6,220	\$6,406	\$6,502
7/1/2017	Animal Control Officer	22	\$4,095	\$4,249	\$4,418	\$4,586	\$4,765	\$4,951	\$5,136	\$5,347	\$5,481	\$5,619	\$5,759	\$5,932	\$6,022
7/1/2017	Assistant Engineer	33	\$5,042	\$5,239	\$5,444	\$5,666	\$5,888	\$6,121	\$6,368	\$6,630	\$6,795	\$6,966	\$7,140	\$7,354	\$7,464
7/1/2017	Assistant Recreation Supervisor	28	\$4,588	\$4,765	\$4,951	\$5,136	\$5,344	\$5,553	\$5,774	\$6,005	\$6,156	\$6,309	\$6,468	\$6,662	\$6,762
7/1/2017	Associate Engineer	37	\$5,451	\$5,666	\$5,888	\$6,121	\$6,368	\$6,630	\$6,891	\$7,123	\$7,353	\$7,536	\$7,724	\$7,956	\$8,076
7/1/2017	Building Inspector	30	\$4,768	\$4,951	\$5,136	\$5,344	\$5,553	\$5,774	\$6,004	\$6,246	\$6,402	\$6,562	\$6,726	\$6,928	\$7,032
7/1/2017	Building Permit Technician	22	\$4,095	\$4,249	\$4,418	\$4,586	\$4,765	\$4,951	\$5,136	\$5,347	\$5,481	\$5,619	\$5,759	\$5,932	\$6,022
7/1/2017	Business License Technician	22	\$4,095	\$4,249	\$4,418	\$4,586	\$4,765	\$4,951	\$5,136	\$5,347	\$5,481	\$5,619	\$5,759	\$5,932	\$6,022
7/1/2017	Buyer	26	\$4,418	\$4,586	\$4,765	\$4,951	\$5,136	\$5,344	\$5,553	\$5,774	\$5,920	\$6,068	\$6,220	\$6,406	\$6,502
7/1/2017	Cable Television Coordinator	27	\$4,502	\$4,673	\$4,855	\$5,048	\$5,239	\$5,444	\$5,666	\$5,888	\$6,035	\$6,186	\$6,341	\$6,531	\$6,629
7/1/2017	Cable Television Producer	27	\$4,502	\$4,673	\$4,855	\$5,048	\$5,239	\$5,444	\$5,666	\$5,888	\$6,035	\$6,186	\$6,341	\$6,531	\$6,629
7/1/2017	CBDG/Home Coordinator	26	\$4,418	\$4,586	\$4,765	\$4,951	\$5,136	\$5,344	\$5,553	\$5,774	\$5,920	\$6,068	\$6,220	\$6,406	\$6,502
7/1/2017	City Maintenance Worker	16	\$3,668	\$3,804	\$3,943	\$4,095	\$4,249	\$4,418	\$4,586	\$4,765	\$4,883	\$5,006	\$5,131	\$5,284	\$5,364
7/1/2017	Clerk Typist	5	\$3,030	\$3,133	\$3,242	\$3,362	\$3,478	\$3,597	\$3,740	\$3,875	\$3,971	\$4,071	\$4,173	\$4,299	\$4,363
7/1/2017	Code Enforcement Officer	22	\$4,095	\$4,249	\$4,418	\$4,586	\$4,765	\$4,951	\$5,136	\$5,347	\$5,481	\$5,619	\$5,759	\$5,932	\$6,022
7/1/2017	Code Enforcement Officer II	37	\$5,451	\$5,666	\$5,888	\$6,121	\$6,368	\$6,630	\$6,891	\$7,123	\$7,353	\$7,536	\$7,724	\$7,956	\$8,076
7/1/2017	Code Enforcement Officer Supervisor	41	\$5,886	\$6,121	\$6,368	\$6,575	\$6,891	\$7,173	\$7,468	\$7,775	\$7,970	\$8,169	\$8,374	\$8,625	\$8,754
7/1/2017	Confidential Clerk	8	\$3,186	\$3,298	\$3,417	\$3,544	\$3,669	\$3,804	\$3,942	\$4,095	\$4,197	\$4,302	\$4,410	\$4,542	\$4,611
7/1/2017	Construction Inspector	30	\$4,768	\$4,951	\$5,136	\$5,344	\$5,553	\$5,774	\$6,004	\$6,246	\$6,402	\$6,562	\$6,726	\$6,928	\$7,032
7/1/2017	Crew Leader	26	\$4,418	\$4,586	\$4,765	\$4,951	\$5,136	\$5,344	\$5,553	\$5,774	\$5,920	\$6,068	\$6,220	\$6,406	\$6,502
7/1/2017	Crew Leader Asphalt	26	\$4,418	\$4,586	\$4,765	\$4,951	\$5,136	\$5,344	\$5,553	\$5,774	\$5,920	\$6,068	\$6,220	\$6,406	\$6,502
7/1/2017	Crew Leader Building Maintenance	26	\$4,418	\$4,586	\$4,765	\$4,951	\$5,136	\$5,344	\$5,553	\$5,774	\$5,920	\$6,068	\$6,220	\$6,406	\$6,502
7/1/2017	Custodian	10	\$3,303	\$3,417	\$3,544	\$3,669	\$3,804	\$3,943	\$4,095	\$4,249	\$4,356	\$4,464	\$4,576	\$4,714	\$4,784
7/1/2017	Deputy City Clerk	26	\$4,418	\$4,586	\$4,765	\$4,951	\$5,136	\$5,344	\$5,553	\$5,774	\$5,920	\$6,068	\$6,220	\$6,406	\$6,502
7/1/2017	Electrician	20	\$3,950	\$4,095	\$4,249	\$4,418	\$4,586	\$4,765	\$4,951	\$5,136	\$5,264	\$5,395	\$5,531	\$5,696	\$5,782
7/1/2017	Engineering Technician	30	\$4,768	\$4,951	\$5,136	\$5,344	\$5,553	\$5,774	\$6,004	\$6,246	\$6,402	\$6,562	\$6,726	\$6,928	\$7,032
7/1/2017	Equipment Mechanic I	20	\$3,950	\$4,095	\$4,249	\$4,418	\$4,586	\$4,765	\$4,951	\$5,136	\$5,264	\$5,395	\$5,531	\$5,696	\$5,782
7/1/2017	Equipment Mechanic II	24	\$4,257	\$4,418	\$4,586	\$4,765	\$4,951	\$5,136	\$5,344	\$5,553	\$5,691	\$5,834	\$5,979	\$6,160	\$6,252
7/1/2017	Equipment Mechanic III	28	\$4,588	\$4,765	\$4,951	\$5,136	\$5,344	\$5,553	\$5,774	\$6,005	\$6,156	\$6,309	\$6,468	\$6,662	\$6,762
7/1/2017	Executive Aide to the Chief of Police	28	\$4,588	\$4,765	\$4,951	\$5,136	\$5,344	\$5,553	\$5,774	\$6,005	\$6,156	\$6,309	\$6,468	\$6,662	\$6,762
7/1/2017	Executive Assistant	22	\$4,095	\$4,249	\$4,418	\$4,586	\$4,765	\$4,951	\$5,136	\$5,347	\$5,481	\$5,619	\$5,759	\$5,932	\$6,022
7/1/2017	Executive Assistant to Chief of Police	35	\$5,239	\$5,444	\$5,666	\$5,888	\$6,121	\$6,368	\$6,630	\$6,891	\$7,063	\$7,240	\$7,421	\$7,644	\$7,759

Adopted: November 10, 2020

Salary Effective Date	Position Title	Range	Step 1P	Step A	Step B	Step C	Step D	Step E	Step F	Step G	Step H	Step I	Step J	Step K	Step L
7/1/2017	Executive Assistant to City Manager	35	\$5,239	\$5,444	\$5,666	\$5,888	\$6,121	\$6,368	\$6,630	\$6,891	\$7,063	\$7,240	\$7,421	\$7,644	\$7,759
7/1/2017	Forensics Specialist	35	\$5,239	\$5,444	\$5,666	\$5,888	\$6,121	\$6,368	\$6,630	\$6,891	\$7,063	\$7,240	\$7,421	\$7,644	\$7,759
7/1/2017	Gang Analyst	22	\$4,095	\$4,249	\$4,418	\$4,586	\$4,765	\$4,951	\$5,136	\$5,347	\$5,481	\$5,619	\$5,759	\$5,932	\$6,022
7/1/2017	Graffiti Worker	10	\$3,303	\$3,417	\$3,544	\$3,669	\$3,804	\$3,943	\$4,095	\$4,249	\$4,356	\$4,464	\$4,576	\$4,714	\$4,784
7/1/2017	Heavy Equipment Operator	22	\$4,095	\$4,249	\$4,418	\$4,586	\$4,765	\$4,951	\$5,136	\$5,347	\$5,481	\$5,619	\$5,759	\$5,932	\$6,022
7/1/2017	Housing Administrator	41	\$5,886	\$6,121	\$6,368	\$6,575	\$6,891	\$7,173	\$7,468	\$7,775	\$7,970	\$8,169	\$8,374	\$8,625	\$8,754
7/1/2017	Housing Clerk	5	\$3,030	\$3,133	\$3,242	\$3,362	\$3,478	\$3,597	\$3,740	\$3,875	\$3,971	\$4,071	\$4,173	\$4,299	\$4,363
7/1/2017	Housing Assistant	22	\$4,095	\$4,249	\$4,418	\$4,586	\$4,765	\$4,951	\$5,136	\$5,347	\$5,481	\$5,619	\$5,759	\$5,932	\$6,022
7/1/2017	Housing Inspector	30	\$4,768	\$4,951	\$5,136	\$5,344	\$5,553	\$5,774	\$6,004	\$6,246	\$6,402	\$6,562	\$6,726	\$6,928	\$7,032
7/1/2017	Housing Rehabilitation Specialist	35	\$5,239	\$5,444	\$5,666	\$5,888	\$6,121	\$6,368	\$6,630	\$6,891	\$7,063	\$7,240	\$7,421	\$7,644	\$7,759
7/1/2017	Housing Specialist (HUD)	26	\$4,418	\$4,586	\$4,765	\$4,951	\$5,136	\$5,344	\$5,553	\$5,774	\$5,920	\$6,068	\$6,220	\$6,406	\$6,502
7/1/2017	Human Resources Analyst	35	\$5,239	\$5,444	\$5,666	\$5,888	\$6,121	\$6,368	\$6,630	\$6,891	\$7,063	\$7,240	\$7,421	\$7,644	\$7,759
7/1/2017	Human Resources Assistant	26	\$4,418	\$4,586	\$4,765	\$4,951	\$5,136	\$5,344	\$5,553	\$5,774	\$5,920	\$6,068	\$6,220	\$6,406	\$6,502
7/1/2017	Human Resources Specialist	32	\$4,946	\$5,136	\$5,344	\$5,553	\$5,774	\$6,004	\$6,246	\$6,498	\$6,660	\$6,828	\$6,997	\$7,207	\$7,315
7/1/2017	Information Support Technician	27	\$4,502	\$4,673	\$4,855	\$5,048	\$5,239	\$5,444	\$5,666	\$5,888	\$6,035	\$6,186	\$6,341	\$6,531	\$6,629
7/1/2017	Information Systems Analyst	37	\$5,451	\$5,666	\$5,888	\$6,121	\$6,368	\$6,630	\$6,891	\$7,123	\$7,353	\$7,536	\$7,724	\$7,956	\$8,076
7/1/2017	Information Systems Specialist	30	\$4,768	\$4,951	\$5,136	\$5,344	\$5,553	\$5,774	\$6,004	\$6,246	\$6,402	\$6,562	\$6,726	\$6,928	\$7,032
7/1/2017	Internal Auditor	26	\$4,418	\$4,586	\$4,765	\$4,951	\$5,136	\$5,344	\$5,553	\$5,774	\$5,920	\$6,068	\$6,220	\$6,406	\$6,502
7/1/2017	Jailer I	18	\$3,804	\$3,943	\$4,095	\$4,249	\$4,418	\$4,586	\$4,765	\$4,951	\$5,075	\$5,203	\$5,333	\$5,492	\$5,575
7/1/2017	Jailer II	24	\$4,257	\$4,418	\$4,586	\$4,765	\$4,951	\$5,136	\$5,344	\$5,553	\$5,691	\$5,834	\$5,979	\$6,160	\$6,252
7/1/2017	Jailer Supervisor	27	\$4,502	\$4,673	\$4,855	\$5,048	\$5,239	\$5,444	\$5,666	\$5,888	\$6,035	\$6,186	\$6,341	\$6,531	\$6,629
7/1/2017	Legal Assistant	35	\$5,239	\$5,444	\$5,666	\$5,888	\$6,121	\$6,368	\$6,630	\$6,891	\$7,063	\$7,240	\$7,421	\$7,644	\$7,759
7/1/2017	Legal Clerk	22	\$4,095	\$4,249	\$4,418	\$4,586	\$4,765	\$4,951	\$5,136	\$5,347	\$5,481	\$5,619	\$5,759	\$5,932	\$6,022
7/1/2017	License Permit Technician	22	\$4,095	\$4,249	\$4,418	\$4,586	\$4,765	\$4,951	\$5,136	\$5,347	\$5,481	\$5,619	\$5,759	\$5,932	\$6,022
7/1/2017	Maintenance Worker I	16	\$3,668	\$3,804	\$3,943	\$4,095	\$4,249	\$4,418	\$4,586	\$4,765	\$4,883	\$5,006	\$5,131	\$5,284	\$5,364
7/1/2017	Master Mechanic	37	\$5,451	\$5,666	\$5,888	\$6,121	\$6,368	\$6,630	\$6,891	\$7,123	\$7,353	\$7,536	\$7,724	\$7,956	\$8,076
7/1/2017	Mechanic	22	\$4,095	\$4,249	\$4,418	\$4,586	\$4,765	\$4,951	\$5,136	\$5,347	\$5,481	\$5,619	\$5,759	\$5,932	\$6,022
7/1/2017	NPDES - Maintenance Worker	10	\$3,303	\$3,417	\$3,544	\$3,669	\$3,804	\$3,943	\$4,095	\$4,249	\$4,356	\$4,464	\$4,576	\$4,714	\$4,784
7/1/2017	Park Maintenance Worker	16	\$3,668	\$3,804	\$3,943	\$4,095	\$4,249	\$4,418	\$4,586	\$4,765	\$4,883	\$5,006	\$5,131	\$5,284	\$5,364
7/1/2017	Parking Enforcement Officer I	10	\$3,303	\$3,417	\$3,544	\$3,669	\$3,804	\$3,943	\$4,095	\$4,249	\$4,356	\$4,464	\$4,576	\$4,714	\$4,784
7/1/2017	Parking Enforcement Officer II	15	\$3,609	\$3,740	\$3,875	\$4,025	\$4,168	\$4,332	\$4,500	\$4,673	\$4,790	\$4,910	\$5,033	\$5,183	\$5,262
7/1/2017	Payroll Assistant	22	\$4,095	\$4,249	\$4,418	\$4,586	\$4,765	\$4,951	\$5,136	\$5,347	\$5,481	\$5,619	\$5,759	\$5,932	\$6,022
7/1/2017	Payroll Technician	30	\$4,768	\$4,951	\$5,136	\$5,344	\$5,553	\$5,774	\$6,004	\$6,246	\$6,402	\$6,562	\$6,726	\$6,928	\$7,032
7/1/2017	Plan Check Specialist	26	\$4,418	\$4,586	\$4,765	\$4,951	\$5,136	\$5,344	\$5,553	\$5,774	\$5,920	\$6,068	\$6,220	\$6,406	\$6,502
7/1/2017	Plan Check Engineer	44	\$6,247	\$6,498	\$6,756	\$7,027	\$7,319	\$7,619	\$7,940	\$8,265	\$8,471	\$8,683	\$8,900	\$9,167	\$9,304
7/1/2017	Planning Analyst	37	\$5,451	\$5,666	\$5,888	\$6,121	\$6,368	\$6,630	\$6,891	\$7,123	\$7,353	\$7,536	\$7,724	\$7,956	\$8,076
7/1/2017	Planning Assistant	30	\$4,768	\$4,951	\$5,136	\$5,344	\$5,553	\$5,774	\$6,004	\$6,246	\$6,402	\$6,562	\$6,726	\$6,928	\$7,032
7/1/2017	Planning Associate	37	\$5,451	\$5,666	\$5,888	\$6,121	\$6,368	\$6,630	\$6,891	\$7,123	\$7,353	\$7,536	\$7,724	\$7,956	\$8,076
7/1/2017	Planning Clerk	17	\$3,738	\$3,875	\$4,025	\$4,168	\$4,332	\$4,500	\$4,673	\$4,855	\$4,976	\$5,102	\$5,229	\$5,385	\$5,467
7/1/2017	Police Administrative Technician	22	\$4,095	\$4,249	\$4,418	\$4,586	\$4,765	\$4,951	\$5,136	\$5,347	\$5,481	\$5,619	\$5,759	\$5,932	\$6,022
7/1/2017	Police Records Manager	35	\$5,239	\$5,444	\$5,666	\$5,888	\$6,121	\$6,368	\$6,630	\$6,891	\$7,063	\$7,240	\$7,421	\$7,644	\$7,759
7/1/2017	Police Records Supervisor	22	\$4,095	\$4,249	\$4,418	\$4,586	\$4,765	\$4,951	\$5,136	\$5,347	\$5,481	\$5,619	\$5,759	\$5,932	\$6,022
7/1/2017	Police Records Technician	15	\$3,609	\$3,740	\$3,875	\$4,025	\$4,168	\$4,332	\$4,500	\$4,673	\$4,790	\$4,910	\$5,033	\$5,183	\$5,262
7/1/2017	Police Service Officer	22	\$4,095	\$4,249	\$4,418	\$4,586	\$4,765	\$4,951	\$5,136	\$5,347	\$5,481	\$5,619	\$5,759	\$5,932	\$6,022
7/1/2017	Public Works Maintenance Superintendent	45	\$6,371	\$6,630	\$6,891	\$7,173	\$7,468	\$7,775	\$8,101	\$8,432	\$8,644	\$8,861	\$9,082	\$9,255	\$9,495
7/1/2017	Recreation Specialist	20	\$3,950	\$4,095	\$4,249	\$4,418	\$4,586	\$4,765	\$4,951	\$5,136	\$5,264	\$5,395	\$5,531	\$5,696	\$5,782
7/1/2017	Recreation Supervisor	35	\$5,239	\$5,444	\$5,666	\$5,888	\$6,121	\$6,368	\$6,630	\$6,891	\$7,063	\$7,240	\$7,421	\$7,644	\$7,759

Adopted: November 10, 2020

Salary Effective Date	Position Title	Range	Step 1P	Step A	Step B	Step C	Step D	Step E	Step F	Step G	Step H	Step I	Step J	Step K	Step L
7/1/2017	Section 8 Housing Inspector	20	\$3,950	\$4,095	\$4,249	\$4,418	\$4,586	\$4,765	\$4,951	\$5,136	\$5,264	\$5,395	\$5,531	\$5,696	\$5,782
7/1/2017	Senior Account Clerk	22	\$4,095	\$4,249	\$4,418	\$4,586	\$4,765	\$4,951	\$5,136	\$5,347	\$5,481	\$5,619	\$5,759	\$5,932	\$6,022
7/1/2017	Senior Building Inspector	37	\$5,451	\$5,666	\$5,888	\$6,121	\$6,368	\$6,630	\$6,891	\$7,123	\$7,353	\$7,536	\$7,724	\$7,956	\$8,076
7/1/2017	Senior Engineer	44	\$6,247	\$6,498	\$6,756	\$7,027	\$7,319	\$7,619	\$7,940	\$8,265	\$8,471	\$8,683	\$8,900	\$9,167	\$9,304
7/1/2017	Senior Forensics Specialist	37	\$5,451	\$5,666	\$5,888	\$6,121	\$6,368	\$6,630	\$6,891	\$7,123	\$7,353	\$7,536	\$7,724	\$7,956	\$8,076
7/1/2017	Senior Human Resources Analyst	41	\$5,886	\$6,121	\$6,368	\$6,575	\$6,891	\$7,173	\$7,468	\$7,775	\$7,970	\$8,169	\$8,374	\$8,625	\$8,754
7/1/2017	Senior Planner	41	\$5,886	\$6,121	\$6,368	\$6,575	\$6,891	\$7,173	\$7,468	\$7,775	\$7,970	\$8,169	\$8,374	\$8,625	\$8,754
7/1/2017	Senior Public Works Inspector	37	\$5,451	\$5,666	\$5,888	\$6,121	\$6,368	\$6,630	\$6,891	\$7,123	\$7,353	\$7,536	\$7,724	\$7,956	\$8,076
7/1/2017	Senior Transportation Engineer	51	\$7,178	\$7,468	\$7,774	\$8,101	\$8,432	\$8,788	\$9,150	\$9,537	\$9,776	\$10,020	\$10,270	\$10,578	\$10,737
7/1/2017	Sewer Service Technician	22	\$4,095	\$4,249	\$4,418	\$4,586	\$4,765	\$4,951	\$5,136	\$5,347	\$5,481	\$5,619	\$5,759	\$5,932	\$6,022
7/1/2017	Skilled City Maintenance Worker	20	\$3,950	\$4,095	\$4,249	\$4,418	\$4,586	\$4,765	\$4,951	\$5,136	\$5,264	\$5,395	\$5,531	\$5,696	\$5,782
7/1/2017	Supervisor, Maintenance	35	\$5,239	\$5,444	\$5,666	\$5,888	\$6,121	\$6,368	\$6,630	\$6,891	\$7,063	\$7,240	\$7,421	\$7,644	\$7,759
7/1/2017	Supervisor, Park Maintenance	35	\$5,239	\$5,444	\$5,666	\$5,888	\$6,121	\$6,368	\$6,630	\$6,891	\$7,063	\$7,240	\$7,421	\$7,644	\$7,759
7/1/2017	Traffic Clerk	15	\$3,609	\$3,740	\$3,875	\$4,025	\$4,168	\$4,332	\$4,500	\$4,673	\$4,790	\$4,910	\$5,033	\$5,183	\$5,262
7/1/2017	Traffic Specialist	22	\$4,095	\$4,249	\$4,418	\$4,586	\$4,765	\$4,951	\$5,136	\$5,347	\$5,481	\$5,619	\$5,759	\$5,932	\$6,022

Adopted: November 10, 2020

Monthly Salary Steps of Represented Positions (HMEA_PART TIME)

Salary Effective Date	Position Title	Step A
1/1/2020	Aquatics Directors	\$20.90
1/1/2020	Attorney I (civil litigation)	\$17.00
1/1/2020	Attorney II (civil litigation)	\$22.00
1/1/2020	Clerk Typist (P/T)	\$19.31
1/1/2020	Deputy City Attorney (Part-Time)	\$50.23
1/1/2020	Emergency Preparedness Coordinator	\$32.00
1/1/2020	Engineering Trainee	\$21.09
1/1/2020	Facility Cashier	\$13.25
1/1/2020	Forensics Technician	\$20.41
1/1/2020	Graffiti Worker	\$13.00
1/1/2020	Graphic Artist/Editor	\$24.24
1/1/2020	Helicopter Pilot	\$35.10
1/1/2020	Information Service Technician	\$23.10
1/1/2020	Legal Intern	\$13.00
1/1/2020	Lifeguard	\$16.22
1/1/2020	Maintenance Worker I	\$22.64
1/1/2020	Office Clerk I	\$15.43
1/1/2020	Office Clerk II	\$23.81
1/1/2020	Park Maintenance Aide	\$18.91
1/1/2020	Parking Enforcement Officer	\$20.23
1/1/2020	Police Records Aide	\$20.31
1/1/2020	Police Reserve - Level I	\$18.52
1/1/2020	Police Reserve - Level II	\$13.00
1/1/2020	Producer	\$20.32
1/1/2020	Production Assistant I	\$13.25
1/1/2020	Production Assistant II	\$14.61
1/1/2020	Prosecutor I	\$17.00
1/1/2020	Prosecutor II	\$22.00
1/1/2020	Recreation Leader I	\$13.00
1/1/2020	Recreation Leader II	\$13.25
1/1/2020	Recreation Leader III	\$15.59
1/1/2020	Recreation Leader IV	\$17.95
1/1/2020	Reporter I	\$14.00
1/1/2020	Reporter II	\$16.00
1/1/2020	Senior Center Specialist	\$14.83
1/1/2020	Senior Life Guard	\$18.66
1/1/2020	Street Maintenance Aide	\$18.91
1/1/2020	Survey Technician	\$28.83
1/1/2020	Swimming Pool Aide	\$13.00
1/1/2020	Video Specialist I	\$14.42
1/1/2020	Video Specialist II	\$17.70

Adopted: November 10, 2020

Monthly Salary Steps of Represented Positions (HPMSG)

Salary Effective Date	Position Title	Step A	Step B	Step C	Step D	Step E	Step F	Step G	Step H
7/1/2018	Police Sergeant		\$8,011	\$8,369	\$8,577	\$8,792	\$9,013	\$9,283	\$9,561
7/1/2018	Police Lieutenant	\$8,948	\$9,323	\$9,742	\$9,984	\$10,235	\$10,490	\$10,806	\$11,130
7/1/2018	Police Captain	\$10,814	\$11,235	\$11,673	\$11,965	\$12,264	\$12,572	\$12,950	\$13,339

Monthly Salary Steps of Represented Positions (HPOA)

Salary Effective Date	Position Title	Step A	Step B	Step C	Step D	Step E	Step F	Step G	Step H	Step I	Step J
7/1/2020	Police Officer	\$6,085	\$6,237	\$6,393	\$6,553	\$6,717	\$6,885	\$7,057	\$7,233	\$7,428	\$7,623

STATE OF CALIFORNIA)
COUNTY OF LOS ANGELES) §
CITY OF HAWTHORNE)

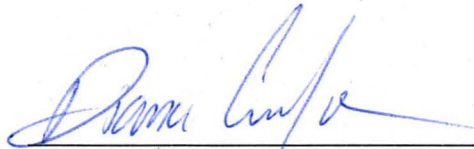
I, **Diana Cucalon**, the duly appointed Acting Deputy City Clerk of the City of Hawthorne, California, **DO HEREBY CERTIFY** that the foregoing Resolution, being Resolution No. 8242 was duly adopted by the City Council of the City of Hawthorne, at the regular meeting of the City Council held **November 10, 2020** and that it was adopted by the following vote, to wit:

AYES: Councilmembers Monteiro, Talleda, Valentine, Mayor Vargas.

NOES: None.

ABSTAIN: None.

ABSENT: Councilmember Awad.



Diana Cucalon
Acting Deputy City Clerk
City of Hawthorne, California